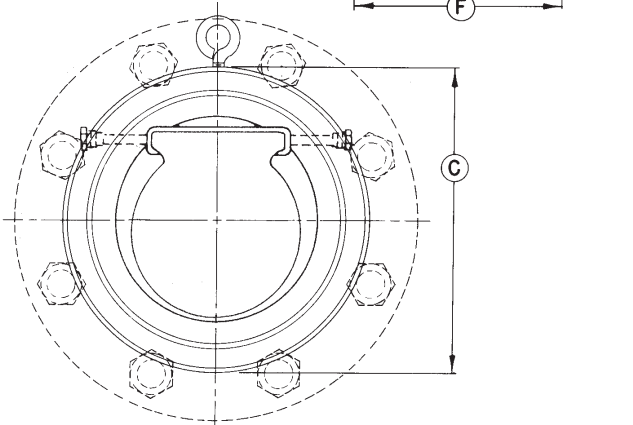
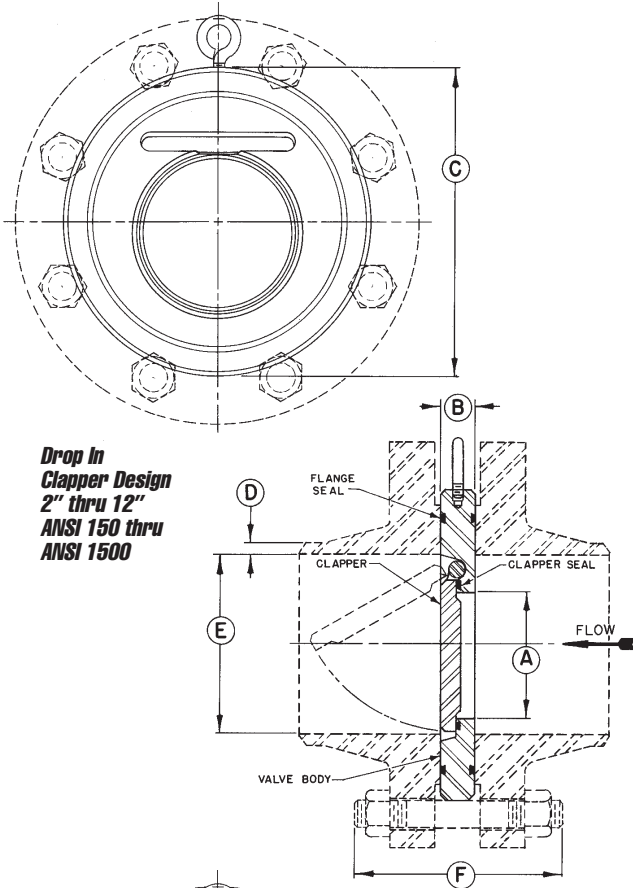


SHORT PATTERN

Wafer Check Valve



Inexpensive Reduced Port Check Valve Used in Applications Where...

- Media is clean (abrasives are not present)
- Flow is steady and not pulsating
- Flow rates are low
- Pigs or spheres are not intended to run through the valve
- Velocity through the seat does not exceed:
Liquids 15 feet per second
Gases 100 feet per second

PLEASE NOTE:

The wafer check valve clapper can open approximately 50° to 60° when the bore of the adjoining outlet flange (downstream) is made equal to that listed in column "E", entitled "Bore Minimum". If a larger bore flange is used, the maximum possible clapper angle is increased somewhat. However, "since drop-in" type clappers are retained by the flange face, too large a bore will result in the clapper falling out of the valve. As a result, this style valve cannot be used with a slip-on flange on the downstream side. The fixed shaft wafer check is recommended for this and similar oversized bore applications. It is unnecessary that the clapper angle exceed 50° for any flow condition inasmuch as the area so developed exceeds that of the body bore.

For all doubtful applications, consider using a Wheatley full opening check valve.

WHEATLEY®

Dimensional Data

Working Pressure	Nominal Size (inches)	Body-Seat Bore (inches)	Body Thickness (inches)		Body Outside Diameter (inches)	Companion Flange		Ring Number Ring Type	Recommended Stud Length		Weight (pounds)	Order Number	
			O-ring	RTJ		Max. Pipe Wall	Bore Min.		O-ring	RTJ		Serrated O-ring Face	Ring Type Joint (RTJ) Face
			A	B		B	C		D	E			
ANSI 150 275 PSI	2	1 1/16	3/4	3/4	4 1/2	.281	1.939	R22	3 3/4	4 1/2	3	\$73-020027-XXX	979-020027-XXX
	3	1 1/8	3/4	3/4	5 3/8	.300	2.900	R29	4 1/4	5	5	\$73-030027-XXX	979-030027-XXX
	4	2 1/16	3/4	3/4	6 1/8	.237	4.026	R36	4 1/4	5 1/4	7	\$73-040027-XXX	979-040027-XXX
	6	4 1/2	3/4	3/4	8 3/4	.280	6.065	R43	4 1/2	5 1/4	12	\$73-060027-XXX	979-060027-XXX
	8	5 3/8	1 1/8	1 1/8	11	.322	7.981	R48	5 1/4	6	27	973-080027-XXX	979-080027-XXX
	10	7 1/2	1 1/8	1 1/8	13 3/8	.365	10.020	R52	5 3/4	6 1/2	36	973-100027-XXX	979-100027-XXX
	12	8 1/16	1 1/2	1 1/2	16 1/8	.375	12.000	R56	6	6 3/4	74	973-120027-XXX	979-120027-XXX
	14	9 7/8	1 3/4	1 3/4	17 3/4	.438	13.125	R59	7	7 7/8	100	651-140027-XXX	657-140027-XXX
	16	11 1/2	2	2	20 1/4	.500	15.000	R64	7 7/8	8 1/2	147	651-160027-XXX	657-160027-XXX
	18	12 1/2	2 1/8	2 1/8	21 1/2	.562	16.875	R68	8 3/8	9	193	651-180027-XXX	657-180027-XXX
20	15	2 1/2	2 1/2	23 3/8	.593	18.813	R72	8 3/4	9 3/8	241	651-200027-XXX	657-200027-XXX	
24	18 3/8	3 1/4	3 1/4	28 3/4	.687	22.625	R76	10 1/4	10 1/2	370	651-240027-XXX	657-240027-XXX	
ANSI 300 720 PSI	2	1 1/16	3/4	3/4	4 1/2	.281	1.939	R23	4	5 1/4	3	973-020072-XXX	979-020072-XXX
	3	1 1/8	3/4	3/4	5 3/8	.300	2.900	R31	4 3/4	5 3/4	6	973-030072-XXX	979-030072-XXX
	4	2 1/16	3/4	3/4	7 1/8	.237	4.026	R37	5	6 1/4	7	973-040072-XXX	979-040072-XXX
	6	4 1/2	3/4	3/4	9 3/4	.280	6.065	R45	5 3/4	6 3/4	17	973-060072-XXX	979-060072-XXX
	8	5 3/8	1 1/8	1 1/8	12 1/2	.322	7.981	R49	6 1/2	7 1/2	33	973-080072-XXX	979-080072-XXX
	10	7 1/2	1 1/2	1 1/2	14 1/4	.365	10.020	R53	7 1/2	8 1/4	60	973-100072-XXX	979-100072-XXX
	12	8 1/16	2	2	16 1/8	.375	12.000	R57	8 1/2	9 1/4	105	973-120072-XXX	979-120072-XXX
	14	9 7/8	2	2	19 1/8	.438	13.124	R61	9	10	113	651-140072-XXX	657-140072-XXX
	16	11 1/2	2	2	21 1/4	.500	15.000	R65	9 1/2	10 1/2	140	651-160072-XXX	657-160072-XXX
	18	12 1/2	3	3	23 1/2	.562	16.876	R69	10 3/4	11 3/4	257	651-180072-XXX	657-180072-XXX
20	15 3/8	3 1/4	3 1/4	25 3/4	.593	18.814	R73	11 1/2	12 1/2	334	651-200072-XXX	657-200072-XXX	
24	18 3/8	3 3/4	3 3/4	30 3/8	.687	22.626	R77	12 1/2	13 1/2	487	651-240072-XXX	657-240072-XXX	
ANSI 600 1440 PSI	2	1 1/16	3/4	3/4	4 1/2	.218	1.939	R23	4 3/8	5 1/2	3	973-020144-XXX	979-020144-XXX
	3	1 1/8	3/4	3/4	5 3/8	.300	2.900	R31	5 1/2	6	6	973-030144-XXX	979-030144-XXX
	4	2 3/16	7/8	7/8	7 1/8	.337	3.826	R37	6 1/2	7	10	973-040144-XXX	979-040144-XXX
	6	4 1/2	1 1/8	1 1/8	10 1/2	.432	5.761	R45	7 3/4	8	26	973-060144-XXX	979-060144-XXX
	8	5	1 1/2	1 1/2	12 1/2	.500	7.625	R49	9	9 1/4	48	973-080144-XXX	979-080144-XXX
	10	7	2 1/4	2 1/4	15 3/4	.500	9.750	R53	10 3/4	11 1/4	112	973-100144-XXX	979-100144-XXX
	12	8 1/2	2 3/8	2 3/8	18	.500	11.750	R57	11 1/2	11 3/4	152	973-120144-XXX	979-120144-XXX
	14	9 3/8	2 3/4	2 3/4	19 3/4	.750	12.500	R61	11 3/4	12 3/4	175	651-140144-XXX	657-140144-XXX
	16	10	2 7/8	2 7/8	22 1/4	.843	14.314	R65	12 3/4	13 3/4	252	651-160144-XXX	657-160144-XXX
	18	11 3/4	3 1/4	3 1/4	24 1/2	.937	16.126	R69	14	14 1/2	335	651-180144-XXX	657-180144-XXX
20	14	3 3/8	3 3/8	26 3/4	1.031	17.938	R73	15 1/2	15 3/4	464	651-200144-XXX	657-200144-XXX	
24	16	4	4	31 1/2	1.218	21.564	R77	17	17 1/2	687	651-240144-XXX	657-240144-XXX	
ANSI 900 2160 PSI	2	1 1/16	3/4	3/4	5 3/8	.218	1.939	R24	6 1/4	6 3/4	4	973-020216-XXX	979-020216-XXX
	3	1 1/8	3/4	3/4	6 3/8	.300	2.900	R31	6 3/4	6 3/4	7	973-030216-XXX	979-030216-XXX
	4	2 3/16	7/8	7/8	8 1/8	.337	3.826	R37	7 3/8	7 7/8	12	973-040216-XXX	979-040216-XXX
	6	4 1/2	1 1/8	1 1/8	11 3/4	.432	5.761	R45	9	9 1/4	37	973-060216-XXX	979-060216-XXX
	8	5	1 3/4	1 3/4	14 1/4	.500	7.625	R49	10 3/4	10 1/2	73	973-080216-XXX	979-080216-XXX
	10	7	2 1/4	2 1/4	17 1/2	.500	9.750	R53	11 1/4	11 1/2	134	973-100216-XXX	979-100216-XXX
	12	8 1/2	3 1/8	3 1/8	19 3/4	.500	11.750	R57	13	13 1/4	238	973-120216-XXX	979-120216-XXX
	14	9 3/8	2 3/4	2 3/4	20 1/2	.750	12.500	R62	13 3/4	14	195	651-140216-XXX	657-140216-XXX
	16	10	3	3	22 1/2	.843	14.314	R66	14 1/4	15	272	651-160216-XXX	657-160216-XXX
	18	11 3/4	3 3/4	3 3/4	25 1/2	.937	16.126	R70	16	17	364	651-180216-XXX	657-180216-XXX
20	13 3/8	3 1/2	3 1/2	27 1/2	1.031	17.938	R74	17	18	469	651-200216-XXX	657-200216-XXX	
24	16	4 1/4	4 1/4	33	1.218	21.564	R78	21 1/2	22 1/4	820	651-240216-XXX	657-240216-XXX	
ANSI 1500 3600 PSI	2	1 1/16	3/4	3/4	5 3/8	.218	1.939	R24	6 1/4	6 3/4	4	973-020360-XXX	979-020360-XXX
	3	1 1/8	7/8	7/8	6 3/8	.300	2.900	R35	7 3/8	8 3/8	9	973-030360-XXX	979-030360-XXX
	4	2 1/2	1 1/4	1 1/4	8 1/4	.337	3.826	R39	8 1/2	9	19	973-040360-XXX	979-040360-XXX
	6	4 1/2	1 3/4	1 3/4	11 1/2	.432	5.761	R46	11 1/2	11 3/4	44	973-060360-XXX	979-060360-XXX
	8	5 3/8	2 1/4	2 1/4	13 3/8	.500	7.625	R50	13	13 1/2	77	973-080360-XXX	979-080360-XXX

Order Number Prefix: §

6: Nylon Body 9: Carbon Steel or Stainless Steel Body

Order Number Suffix: XXX

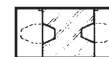
101—Carbon Steel Body w/Buna Seals
118—Carbon Steel Body w/Viton Seals
301—316 Stainless Steel Body w/BunaSeals

301—316 Stainless Steel Body w/Viton Seals
901—Nylon Body w/Buna Seals
918—Nylon Body w/Viton Seals

Body Face Sealing Surfaces



O-ring



RTJ (Ring Type Joint)

Materials of Construction

Body	Clapper		O-Ring Seals
	2-8"	10"-24"	
Nylon	316SS	Not Available	Buna
Carbon Steel	316SS	Carbon Steel	Viton
(Cadmium Plated)		(Cadmium Plated)	Teflon
316 Stainless Steel	316SS	316SS	

Consult factory for other materials



Wheatley is a trademark of Dresser, Inc.

Copyright © 2001 Dresser Flow Control, Dresser, Inc. All rights reserved. Printed in U.S.A. Reproduction in whole or in part is prohibited by law. 2016-7/01

WHEATLEY®

Wheatley Valve Operations
Dresser Flow Control

1020 Rankin Road
Houston, Texas 77073
TEL: (281) 443-7000 FAX: (281) 443-4802